


PROJECT	FIRM	ORDER #	TYPE	QTY
---------	------	---------	------	-----



**PL-FLX-113** is a top-bend LED flex neon featuring a plane profile that supports both surface-mount and flush-mount installation. The silicon extrusion sheath delivers uniform, dot-free, smoothly diffused output in continuous runs of up to **5 m (16.4 ft)**.

Available in fixed white, tunable CCT, and addressable RGBW variants — including pixel-controllable models driven over standard DMX. On-site cuttable at marked intervals and re-terminable with glue-sealed end caps, the product is designed for clean field finishing and customised lengths.

Compared to traditional fragile glass or easily-yellowing PVC sheathing, the silicon extrusion process offers higher production capacity, environmentally-friendly characteristics, soft-bend flexibility, strong impact resistance, and high weather resistance — all with the same precise outer geometry guaranteed by the die-casting process.

## Features

- Plane profile — surface-mount or flush-mount installation.
- Uniform, dot-free, smooth output in continuous runs up to 5 m (16.4 ft).
- Addressable and pixel-controllable variants driven by DMX signal.
- On-field cuttable and re-assemblable, with end caps sealed by gluing.
- Customised lengths with consistent outer profile from the die-casting process.
- Silicon extrusion technology — high-efficiency production, soft bend flexibility, strong impact resistance, high weather resistance.

## At a glance

<p>⚡ <b>Power</b> 24 V DC · runs to 10 m</p>	<p>◆ <b>Protection</b> IP67</p>	<p>☀ <b>Beam</b> 120° beam angle</p>	<p>🌡 <b>Temperature</b> -20 °C to +45 °C</p>	<p>★ <b>CRI / Cert.</b> CRI 80 (4000 K) CE compliant</p>	<p>★ <b>Warranty</b> 5 years, limited</p>
--	-------------------------------------	--	--	--	---

PROJECT	FIRM	ORDER #	TYPE	QTY
---------	------	---------	------	-----

## Variant matrix

Photometric and electrical performance by variant. Luminous flux measured at CRI 80, 4000 K, ±10 %.

PL-FLX-113-*	LED type	Wattage	LED qty	Pixel segment	Cut length	Luminous flux
Static CCT	SMD 2835	14 W/m	120 LED/m	—	Free cutting	800 lm/m
CCT Pixel	SMD 2835	14 W/m	96 LED/m	8 pixel/m	125 mm	550 lm/m
CCT Pixel	SMD 2835	14 W/m	96 LED/m	16 pixel/m	62.5 mm	590 lm/m
Pixel RGBW	SMD 5050	18 W/m	72 LED/m	12 pixel/m	83.3 mm	480 lm/m
Static RGBW	SMD 5050	14 W/m	72 LED/m	—	83.3 mm	406 lm/m


## Specifications

<b>Series</b>	LED Flex Neon — Top Bend
<b>Product code</b>	PL-FLX-113-* (see Configure your product on page 4)
<b>LED type</b>	SMD 2835 (Static CCT / CCT Pixel) · SMD 5050 (Static RGBW / Pixel RGBW)
<b>Operating voltage</b>	24 V DC
<b>Wattage</b>	14 W/m (CCT and Static RGBW) · 18 W/m (Pixel RGBW)
<b>LED density</b>	120 LED/m (Static CCT) · 96 LED/m (CCT Pixel) · 72 LED/m (RGBW)
<b>CCT options</b>	Static: 2700 K · 3000 K · 3500 K · 4000 K · 5000 K · 6000 K · RGBW: quad-chip with CCT select
<b>Cuttable</b>	Yes — see Cut length per variant in the matrix above. Static CCT is free-cutting.
<b>Control</b>	24 V DC driver · external DMX / DALI / 0–10 V driver · pixel variants addressable via DMX
<b>Pixel density</b>	8 pixel/m (G variant) · 16 pixel/m (H variant) · 12 pixel/m (Pixel RGBW)
<b>CRI</b>	CRI 80 (at 4000 K)
<b>Beam angle</b>	120°
<b>Maximum run length</b>	10 m at 24 V DC · uniform, dot-free appearance up to 5 m (16.4 ft)
<b>Cross-section / roll</b>	16 mm (W) × 16 mm (H) · standard roll 5 m, ~1.65 kg
<b>Sheath material</b>	Silicon extrusion (replaces glass and PVC alternatives)
<b>Bend / flexibility</b>	Soft bend, top-bend orientation
<b>IP rating</b>	IP67 — shallow immersion
<b>Operating temperature</b>	-20 °C to +45 °C
<b>Mounting</b>	Surface mount or flush mount
<b>Lumen maintenance</b>	50,000 hours
<b>Compliance</b>	BIS · CE
<b>Warranty</b>	5 years, limited

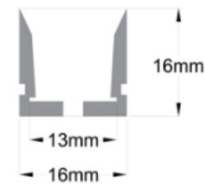
PROJECT	FIRM	ORDER #	TYPE	QTY
---------	------	---------	------	-----

## Dimensions

Top view



Cross-section



Cross-section is constant along the full length of the strip and across all variants (16 mm × 16 mm); luminous window 13 mm.

Side view



## Installation

### Cutting and termination

- Static CCT models are free-cutting. CCT Pixel and RGBW variants must be cut on the marked cut points — see the per-variant cut length in the Variant matrix.
- Re-cap the cut end with the supplied end cap and seal with the recommended silicon adhesive.
- Allow the gluing process to fully cure before installation (per adhesive manufacturer's instructions).

### Mounting

- Surface mount — fix directly to a flat substrate using the matching aluminium mounting channel (sold separately) or compatible clips.
- Flush mount — recess the strip into the supplied or specified channel; the plane profile sits level with the surface.
- Minimum bend radius and maximum cable run distance vary by variant — refer to the user guide on the product page.

PROJECT	FIRM	ORDER #	TYPE	QTY
---------	------	---------	------	-----

## Configure your product

Build your model code in the form **PL-FLX-113-\***, replacing \* with the option letter that matches the desired variant.

Option	Variant	Option	Variant
A	Static CCT — 2700 K	I	Static RGBW — 3000 K
B	Static CCT — 3000 K	J	Static RGBW — 4000 K
C	Static CCT — 3500 K	K	Static RGBW — 6500 K
D	Static CCT — 4000 K	L	Pixel RGBW — 3000 K
E	Static CCT — 5000 K	M	Pixel RGBW — 4000 K
F	Static CCT — 6000 K	N	Pixel RGBW — 6000 K
G	CCT Pixel — 8 pixel/m	Z	Custom specification
H	CCT Pixel — 16 pixel/m		

### Example product codes

**PL-FLX-113-C** LED Flex Neon — Static CCT 3500 K

**PL-FLX-113-M** LED Flex Neon — Pixel RGBW 4000 K

PL-FLX-113-Z [Static CCT 3200 K] Z\* indicates special order

## Pixel control & DMX

CCT Pixel (G, H) and Pixel RGBW (L, M, N) variants are addressable via DMX. Each pixel segment is independently controllable; cut points coincide with pixel boundaries so the strip can be shortened without losing addressability.

### Pixel pitch by variant

Variant	Pixel pitch	Cut length
G — CCT Pixel 8	8 pixel/m	125 mm
H — CCT Pixel 16	16 pixel/m	62.5 mm
L/M/N — Pixel RGBW	12 pixel/m	83.3 mm

### Control notes

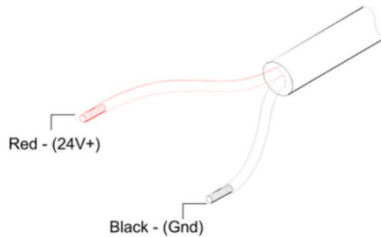
- DMX signal is required for all pixel-controllable variants.
- Static (A-F, I-K) variants accept simple 24 V DC switching or compatible LED dimmers.
- Plan run lengths so that each cut falls on a marked pixel boundary.
- Detailed channel maps and addressing examples are provided in the user guide on the product page.

PROJECT	FIRM	ORDER #	TYPE	QTY
---------	------	---------	------	-----

## Connection diagrams

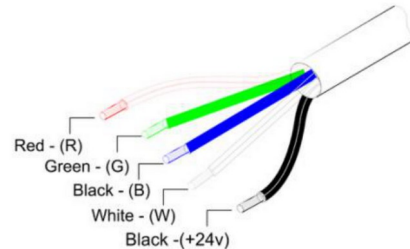
Conductor functions by variant. Match polarity exactly — reversed polarity will damage the LEDs.

### Static CCT



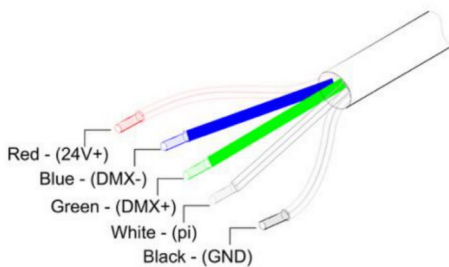
- Red — +24 V DC · Black — Ground (0 V)
- Use a 24 V DC constant-voltage driver of the correct wattage.

### Static RGBW



- Red — R · Green — G · Blue — B · White — W · Black — +24 V DC common
- Use a common-anode RGBW controller (24 V positive shared on the black conductor).

### Pixel RGBW



- Red — +24 V DC · Green — DMX + · Blue — DMX - · White — Pixel / signal · Black — Ground (GND)

### DMX wiring notes

- Run DMX +/- as a twisted pair, kept short between controller and first fixture.
- Terminate the end of the DMX line with a 120 Ω resistor if recommended by your controller.
- DMX channel map — Static CCT: 1 channel (dimmer, 0–255). Static RGBW: 4 channels (R, G, B, CCT-white).